

MAGNAFLOW

JEEP


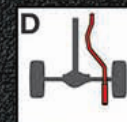
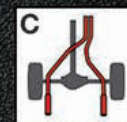
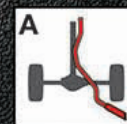


GRAND CHEROKEE

WRANGLER

| YEAR | MODEL | DOORS | ENGINE | SERIES | TUBING SIZE | CONFIG | EXIT CONFIG. | PART # |
|-----------|----------------------|-------|--------|-------------|-------------|-----------|--------------|--------|
| 2012-2013 | WRANGLER | 4 | 3.6L | | 2.5 IN. | CAT-BACK | D | 15117 |
| 2012-2013 | WRANGLER | 4 | 3.6L | | 2.5 IN. | CAT-BACK | D | 15115 |
| 2012-2013 | WRANGLER | 2 | 3.6L | COMPETITION | 2.5 IN. | CAT-BACK | D | 15118 |
| 2012-2013 | WRANGLER | 2 | 3.6L | STREET | 2.25 IN. | CAT-BACK | D | 15116 |
| 2012-2013 | WRANGLER | 2 & 4 | 3.6L | | 2.5 IN. | AXLE-BACK | C | 15178 |
| 2007-2011 | WRANGLER | 2 & 4 | 3.8L | | 2.5 IN. | AXLE-BACK | C | 15178 |
| 2007-2013 | PATRIOT | | 2.4L | | 2.25 IN. | CAT-BACK | A | 16763 |
| 2008-2012 | LIBERTY | | 3.7L | | 2.5 IN. | CAT-BACK | A | 16874 |
| 2012-2013 | GRAND CHEROKEE SRT-8 | | 6.4L | | 3 IN. | CAT-BACK | C | 15064 |
| 2011-2014 | GRAND CHEROKEE | | 5.7L | | 2.5 IN. | CAT-BACK | C | 16929 |
| 2011-2013 | GRAND CHEROKEE | | 3.6L | | 2.5 IN. | CAT-BACK | D | 16991 |
| 2011-2013 | COMPASS | | 2.4L | | 2.25 IN. | CAT-BACK | D | 15063 |

EXIT CONFIG.



PART# 15117



PART# 15178



DISTRIBUTED BY: