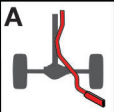
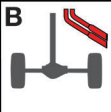
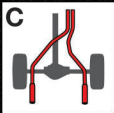

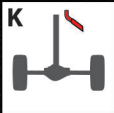


MAGNAFLOW

2014 CHEVY SILVERADO/GMC SIERRA 1500 | 5.3L



ENGINE	CONFIG.	SERIES	TUBING SIZE	EXIT CONFIG.	PART #	EXIT CONFIG.
V8, 5.3L	CAT-BACK	PERFORMANCE	3 IN.	A	15267	
V8, 5.3L	CAT-BACK	PERFORMANCE	3/2.5 IN.	C	15268	
V8, 5.3L	CAT-BACK	PERFORMANCE	3/2.5 IN.	E	15269	
V8, 5.3L	CAT-BACK	PERFORMANCE	3/2.5 IN.	B	15270	
V8, 5.3L	CAT-BACK	ORPS	3 IN.	K	17146	
V8, 5.3L	CAT-BACK	PERFORMANCE	3 IN.	A	15277	
V8, 5.3L	CAT-BACK	PERFORMANCE	3/2.5 IN.	C	15278	
V8, 5.3L	CAT-BACK	PERFORMANCE	3/2.5 IN.	E	15279	
V8, 5.3L	CAT-BACK	ORPS	3 IN.	K	17148	



PART# 15267



PART# 15268

PART# 15269

QUALITY  **LIFETIME WARRANTY**

POWER **10-12** HP INCREASES
FT. LBS./TORQUE

SOUND *The deep mellow sound we are famous for.*

